

smooth M

vue series

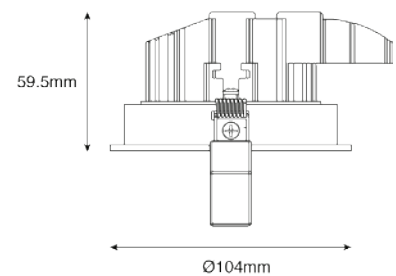
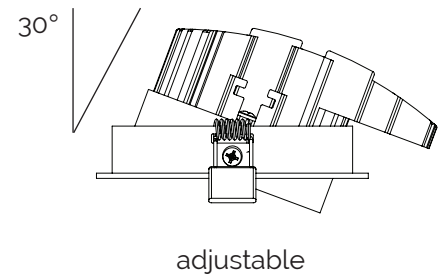
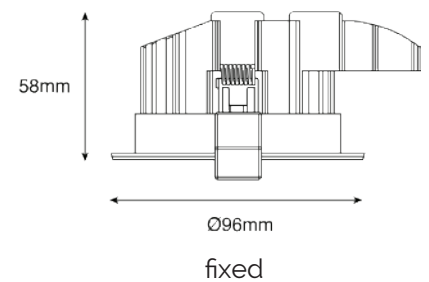


a dark-light effect can create a soft and warm environment, and a curved edge transitions from light to dark gently. the overall effect being to draw the eye to the lit area or object.

the smooth range of architectural luminaires aims to provide the designer with the tools to create the perfect environment to connect with the end user. smooth is complimented with medium to large wattages and adjustable options.

specifications

system wattage:	16W
luminaire output:	1573lm to 1663lm
CCT:	2700K, 3000K, 3500K, 4000K
optics:	15°, 25°, 40°, 60°
CRI:	90
control:	non-dim, 1-10V, triac, DALI, Casambi
operating voltage:	240Vac
finish:	white & black
housing:	die-cast aluminium & specular aluminium reflector
diffuser:	glass lens
enclosure protection:	IP20/IP44
operating temp:	25°C
lifetime:	50,000hrs
warranty:	5 years
accessories:	honeycomb filter, clear lens, frosted diffuser



product code

FV	SMM-16	X	X	X	X	R	X	X
product group	group designation	dimmable	optics	cct	fixture colour	mounting	tilt	accessories
FV vue	SMM-16 smooth M-16	D0 non-dim D1 1-10V D2 triac DD DALI CS Casambi	15 15° 25 25° 40 40° 60 60°	27 2700K 30 3000K 35 3500K 40 4000K	B black W white	R recessed	F fixed A adjustable	H honeycomb filter C clear lens F frosted lens



+61 (03) 9790 8999
 lighting@verbatim.com.au
 www.verbatimlighting.com.au

